

Welcome!

The webinar will begin shortly.



GlobalVetLink
Your Animal Health Compliance Assistant



EECVIs: Updates for Equine Practitioners

Tuesday, November 29th - 12:00 p.m. CT



GlobalVetLink
Your Animal Health Compliance Assistant

Welcome

Becca Haugland

Director of Marketing

GlobalVetLink



Agenda



- Housekeeping & Questions
- Webinar Recording Availability
- Continuing Education Credit
- Presentation
- Demo
- Q&A
- Reminders

Housekeeping & Questions

- To minimize your control panel and see all of the page, click on the orange arrow at the top left corner of the control panel. Click it again to enlarge.
- To ask a question, type into the **[Enter a question for staff]** box on your control panel, click **[Send]** button.

Webinar Recording Availability



A link to a recorded video of today's presentation will be sent to the email address that you registered with.



The recorded webinar will also be made available on GlobalVetLink's website.

Continuing Education Credit

- This program has been approved for one (1) hour of continuing education credit in jurisdictions that recognize RACE approval.
- You must be present for at least **50 minutes to qualify**.
- CE certificates will be **sent within 2 weeks**.

Meet Our Presenters

Marty Zaluski, DVM

Montana State Veterinarian



Traditional Interstate Movement Requirements for Equines

1. Health certificate (CVI – Certificate of Veterinary Inspection)
 - Exam by veterinarian
 - CVI issued to owner within 10 days of exam
 - Copy sent to origin and destination states
 - Movement permitted for 30 days from date of exam
2. EIA / Coggins testing (6 or 12 months)

Traditional Interstate Movement Requirements for Equines

3. Identification
 - Complete physical description
 - Microchip
 - Lifetime brand inspection
 - Photos
4. Import Permit (some states)

Why an Extended Health Certificate?

- Concerns by Animal Health Officials over lack of compliance with 30-Day CVI requirement
- Recognize that 30 day CVI is a financial burden for trail/show season; especially for multiple animals

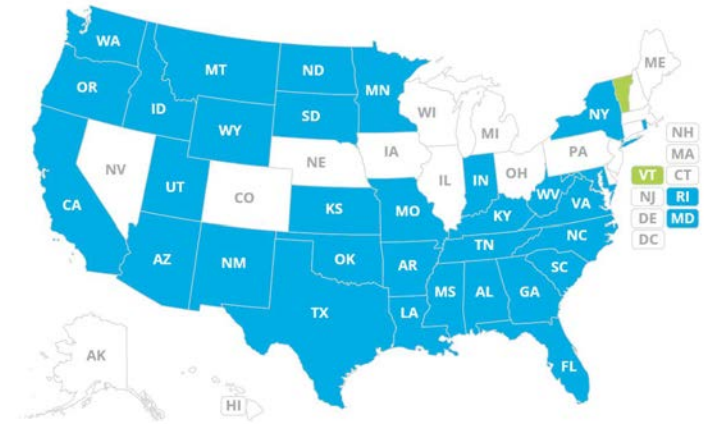


Enter EECVI

- More affordable than 30 day CVI
- Web portal to manage travel
- Enhanced client education and accountability
- Rapid transmitting of movements to origin and destination states
- Timely recording of movement – ahead of travel!

EECVI Advantages (part 2)

- Ability to issue disease alerts
- Ability to communicate additional requirements
- Ability to disable EECVI from specific states
- Greater acceptance



Issuance Summary:

1. Owner schedules exam
2. DVM arrives on site:
 - Verifies / draws Coggins
 - Verifies / places Official ID
 - Conducts Vet Exam
 - Educates owner on process including basic health exam
3. DVM Enrolls Equine on GVL
 - Log in / Enter owner and equine information

Obtaining an EECVI (part 2):

- Veterinarian examines equine for health verification
- Veterinarian reviews with owner how to perform a pre-movement exam
 - General observation for normal breathing, signs of diarrhea, depression, nasal discharge, etc.
 - Oral cavity, ears, coronary bands, udder/sheath
 - Rectal temperature (or thermal microchip scan)



Obtaining an EECVI (part 3):

- Veterinarian explains reporting requirements
 - EECVI provides permission to obtain trip permit
 - Owner obtains trip permit for each leg of travel
 - Owner verifies that horse is fit to travel
 - Trip permits are mandatory
 - Trip permits are free (covered by initial fee)

Prior to travel

4. Owner conducts physical assessment of the horse prior to travel – within 7 days of travel
5. Owner logs on prior to each leg of movement
 - Provides health declaration
 - Documents temperature
 - Enters movement information
 - Receives Issuance of movement permit*

*Unless state suspends travel or EECVI due to emergency



Fees

- Veterinarian:
 - Charged directly for each equine enrolled
- Owner:
 - Charged by veterinarian for services:
 - Exam & enrollment
 - Microchip if provided
 - Coggins if provided
 - NO Charge for each Trip Permit (HDMP)

Thank you, **Dr. Zaluski!**

Questions?

Use the Questions box on control panel.

Meet Our Presenters

Katie Flynn, BVMS

Kentucky State Veterinarian



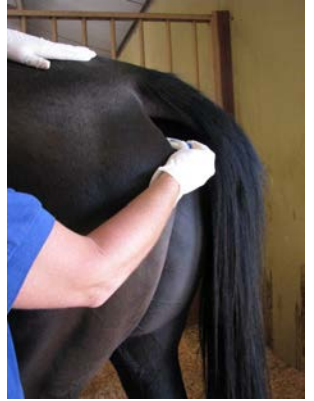
Benefits to Horse Industry

- Supports Healthy Horses Entering Facilities
 - Requires normal temperature of the horse
- Traceability of Horses Entering Event Grounds
 - Record of horses entering the premises
 - Real time movement information
- Notification of Equine Disease Outbreaks
 - States deny access during a disease outbreak



Benefits to the Veterinarian

- Platform for discussion of health monitoring
 - Temperature and Clinical Signs
- Encourages traceability of horses moving frequently
 - Rapidly identify and notify exposed horses
- System captures and retains horse information for future EECVIs or eCVIs or Coggins



Benefits to the Horse and Owner

- Saves money on veterinary visits for certificates
- Valid for 6 months or the duration of the valid Coggins
 - Whichever is the shortest
- Helps ensure healthy horses are traveling
 - Health Declaration and Movement Permit Document



Encourage Adoption by Industry

- Interstate or Intrastate Movement
- Event Venues
- Boarding Facilities
- Breeding Facilities
- Training Facilities
- Transporters



Thank you, **Dr. Flynn!**

Questions?

Use the Questions box on control panel.

Meet Our Presenters

Janemarie Hennebelle, DVM

Georgia State Veterinarian



What should clients remember?

Owner/Agent Checklist

- ✓ Schedule an appointment for your veterinarian to examine your equine.
Go over the movement process with your veterinarian, including your health declaration.
- ✓ Provide an origin address where your equine is stabled.
- ✓ Have a legible copy of a negative EIA test. If the EIA test is not valid for at least six more months, a new EIA test can be drawn, or the system will shorten the expiration date of the EECVI to the date when the EIA test expires.
- ✓ Be aware of official identification requirements for your destination(s). Not all states accept all forms of official identification.
- ✓ Keep proof of official identification at all times when not in your state of origin.
- ✓ When it's time to travel with your horse, log on to obtain a Health Declaration & Movement Permit (HDMP) prior to each interstate movement.
 - ✓ Enter the following information: origin, destination, date of movement, purpose of movement.
 - ✓ Affirm that the horse has not shown any signs of sickness in the past 7 days or has been cleared by a veterinarian for movement.
 - ✓ Download or print the HDMP at no charge.



EECVI Owner/Agent Checklist


1. Schedule an appointment with your veterinarian
 - Health inspection
 - Review Movement process and your role
2. Provide an origin address where your equine is stabled.
 - Must be a physical address, **NO P.O. BOX!**




EECVI Owner/Agent Checklist

3. Have a legible copy of a negative EIA test.

- If the EIA test is not valid for at least six months, a new EIA test can be drawn, or the system will shorten the expiration date of the EECVI to the date when the EIA test expires.
- If the EIA Certificate is already in GVL, then the information is automatically loaded, and dates adjusted accordingly.

FORM SERIAL NUMBER
FAKE-EIA-15784078



GVL - EQUINE INFECTIOUS ANEMIA LABORATORY TEST			
1. LAB/ACCESSION NUMBER Lab4567	2. DATE BLOOD DRAWN 2020-04-22	3. TEST REQUESTED BY VET AGID	4. REASON FOR TESTING Within state use / annual
5. CURRENT HOME PREMISES OF EQUINE: RANCH / FARM / STABLE / MARKET Rebecca Haugland 1212 Emeryville Ave Happy, IA 00000 Phone: 515-817-5075 PINLID: /	7. NAME & ADDRESS OF OWNER Rebecca Haugland 1212 Emeryville Ave Happy, IA 00000 Phone: 515-817-5075 PINLID: /	8. NAME & ADDRESS OF VETERINARIAN Anna Animal Hospital John Sample 1234 Town Road Newcastle, IN 47347 Phone: 000-000-0000	
6. COUNTY OF CURRENT HOME PREMISES OF EQUINE Johnson		VETERINARIAN NATIONAL ACCREDITATION NUMBER 025996	
CERTIFICATION OF FEDERALLY ACCREDITED VETERINARIAN I certify that a laboratory is federally accredited veterinarian, authorized, in the state where the sample was obtained, by me, from the animal described below.			
SIGNATURE OF FEDERALLY ACCREDITED VETERINARIAN <i>John Sample</i> John Sample 2020-04-22 10:06:15 -05:00			
HORSE			
9. TUBE NUMBER E02543	10. LP TATTOO E02543	11. REGISTERED NAME (BARN NAME) Buller's Sunline (Bull)	12. COLOR / COAT OR HAIR COLOR(S) Blackish
13. BREED OR SPECIES Dutch Warmblood	14. AGE OR DOB 2010-01-01	15. GENDER Gender	16. MICROCHIP 1002A720142420
			
NARRATIVE DESCRIPTION: See photos remarks		OTHER MARKS AND BRANDS: No marking	
17. HEAD: Slight	18. NECK AND BODY: No marking	19. LEFT FORELIMB: No marking	20. RIGHT FORELIMB: No marking
21. LEFT HINDLIMB: No marking	22. RIGHT HINDLIMB: No marking		
RABBIT VACCINATION			
TYPE	VACCINATION DATE	PRODUCT	SERIAL NUMBER
FOR LABORATORY USE ONLY	EXPIRATION DATE	ADMINISTERED BY	
23. LABORATORY Real Future Lab 325 Boone Ave Address Line 2 Boone, IA 00010 Phone: 515-655-1111	24. DATE SAMPLE RECEIVED 2020-04-22	25. DATE RESULTS REPORTED 2020-04-22	26. OFFICIAL RESULT Negative
27. TEST TYPE USED AGID		28. LABORATORY REMARKS	
29. SIGNATURE OF NABL APPROVED EIA TECHNICIAN <i>Sample</i> LabTech A, LabTech 1 2020-04-22 10:12:52 -05:00		30. INTERIM RESULT REFERRED FOR CONFIRMATION No	

Official EIA Test Form, Approved by USDA Veterinary Services March 2020, GVL.



EECVI Owner/Agent Checklist

4. Be aware of official identification requirements for your destination(s).

Not all states accept all forms of identification.

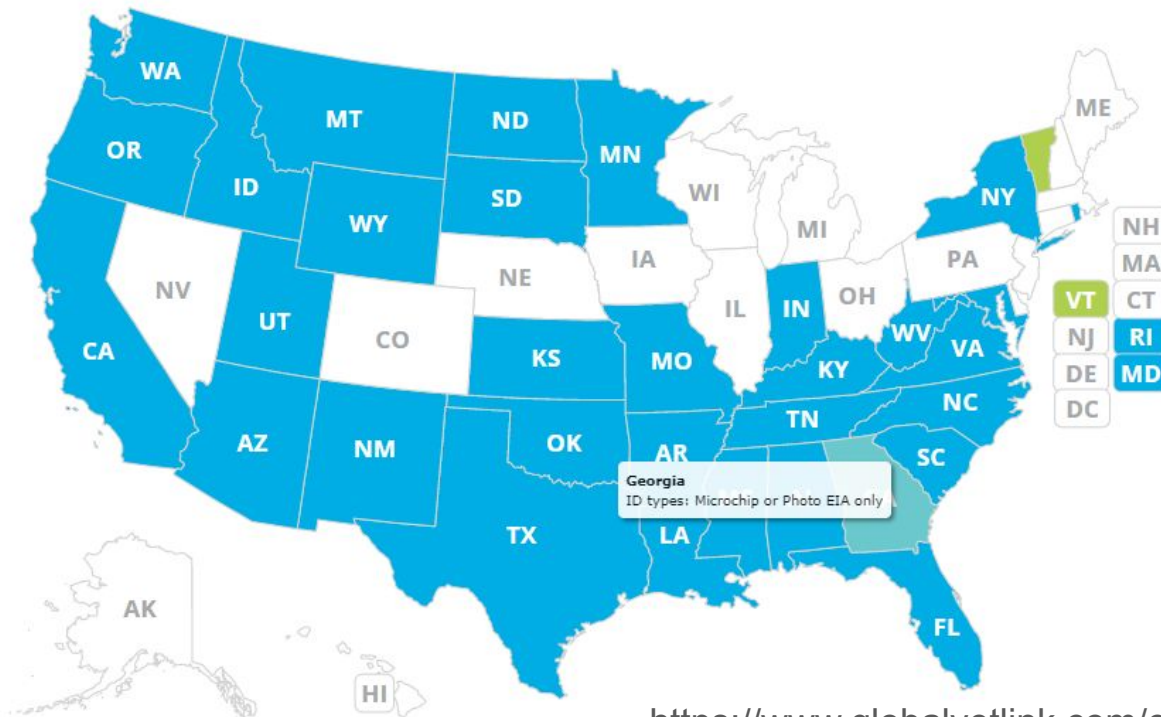
<p>Georgia Department of Agriculture 19 Martin Luther King Jr Dr SW Atlanta, GA 30334 Phone: 404-656-3667 Fax: 404-651-9024</p> 	<p>Oklahoma Dept of Agriculture, Food and Forestry 2800 N Lincoln Blvd Oklahoma City, OK 73105 Phone: 405-522-6141 Fax: 405-522-0756</p> 
PURPOSE OF MOVEMENT	APPROXIMATE TRAVEL DATE
Rodeo	2020-06-30
Oklahoma Requirements for Entry: Microchip or Photo Coggins Only Required	



EECVI Participating States

Acceptance of these six month equine health certificates continues to grow among states. [Find out why.](#)

Participating states: AL, AR, AZ, CA, FL, GA, ID, IN, KS, KY, LA, MD, MN, MO, MS, MT, NC, ND, NM, NY, OK, OR, RI, SC, SD, TN, TX, UT, VA, VT*, WA, WV and WY. (*Vermont only participates May 1 – October 31.) Hover over a state in the interactive map to learn more about state ID requirements.



EECVI Owner/Agent Checklist

- All states accept Microchips as Official ID
- Southern States accept Microchips OR Photo Coggins as Official ID
- Most Western States accept the above as Official ID plus:
 - Lifetime Brand Inspection
 - Any fully completed and accurate Coggins
- All other states will choose one of the three categories above
- *Owner/agent must keep proof of official identification on hand (i.e. brand inspection documents).*



It's time to travel...

- Log onto MyVetLink
- Enter: origin, destination, date of movement, purpose of movement
 - **NO P.O. BOXES!**
 - Not for change of ownership
 - So don't list the sale barn as the destination.
 - I'm looking at you.
- Affirm that the horse has not shown signs of sickness in the past 7 days or has been cleared by a veterinarian for movement.
 - Ensure you record the temperature.
- Download or print the Health Declaration & Movement Permit (trip permit).
- You need a trip permit for EACH leg of the trip.

Top Non-Compliance issues with EECVI:

- DVM completes initial health inspection, client thinks there's no further action required
 - Client must complete trip permit at the time of movement for each leg of the trip
- Incomplete address information for origin or destination
 - NO P.O. BOXES!
- Incorrect destination state
 - i.e. Columbus, NE v. Columbus, GA
- Not for change of ownership

What can veterinarians do to help?

- Reiterate trip permit required for each and every movement
- Reiterate physical address needed
- States that aren't currently participating:
 - AK, CO, CT, DC, DE, HI, IA, IL, MA, ME, MI, NE, NH, NJ, NV, PA, OH, WI
 - Share this link with your clients: <https://www.globalvetlink.com/eecvi/>
- Not for change of ownership
- Increased flexibility = increased responsibility
 - This is an option, not a requirement

Issuance Summary:

- Owner ensures that:
 - Coggins
 - Official ID
 - Vet Exam
- DVM conducts exam and educates owner on process including basic health exam
- DVM Enrolls Equine on GVL
 - Log in / Enter owner and equine information
- Owner conducts physical assessment of the horse prior to travel
- Owner logs on prior to each movement
 - Provides health declaration, records temperature
 - Enters movement information
 - **Receives Issuance of movement permit***

*Unless state suspends travel or EECVI due to emergency

Thank you, **Dr. Hennebelle!**

Questions?

Use the Questions box on control panel.

EECVI Demo

Q & A

Submit your questions through the Questions box.

Webinar Recording Availability



A link to a recorded video of today's presentation will be sent to the email address that you registered with.



The recorded webinar will also be made available on GlobalVetLink's website.

Continuing Education Credit

- This program has been approved for one (1) hour of continuing education credit in jurisdictions that recognize RACE approval.
- You must be present for at least **50 minutes to qualify**.
- CE certificates will be **sent within 2 weeks**.

Thank you!

Additional questions? Email info@globalvetlink.com



Scan the QR code to learn more

Easy

Automated software takes the pain out of animal movement compliance document

Accurate

Always-accurate certificates ensure compliance with evolving regulations

Accessible

Cloud-based solution provides veterinarians and clients easy access from anywhere

www.GlobalVetLink.com
info@globalvetlink.com